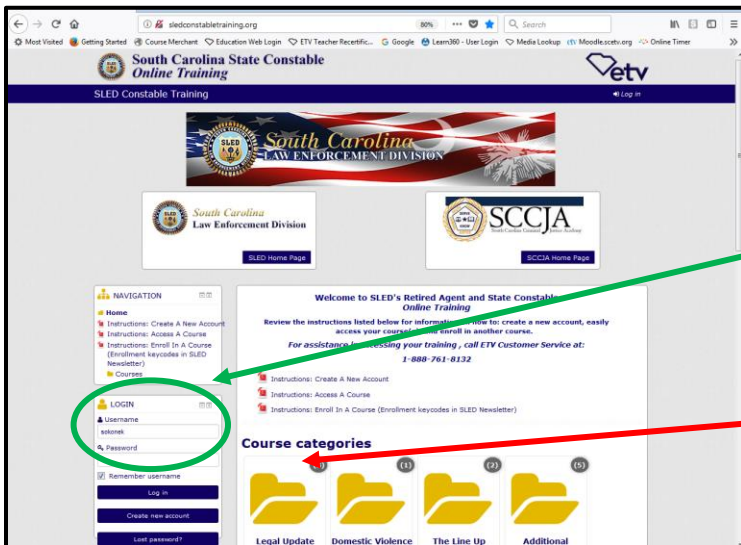
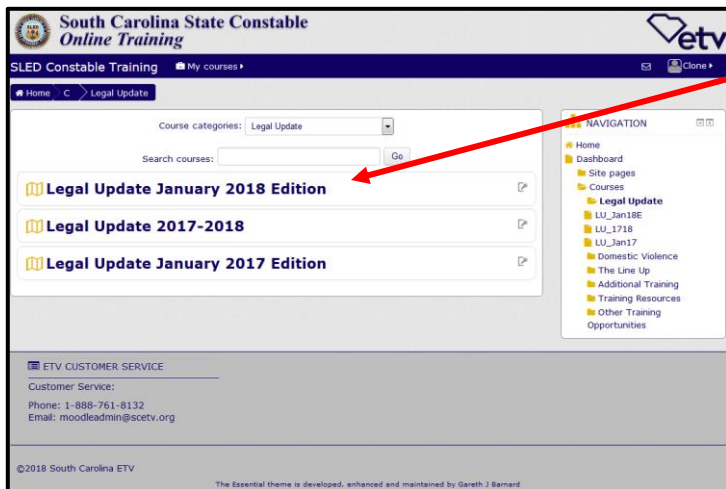


How to Enroll in a SC State Constable Online Training Course



Go to <http://sledconstabletraining.org/> and **Login.**

Click on the **folder image** of the training category for the course you want to take.



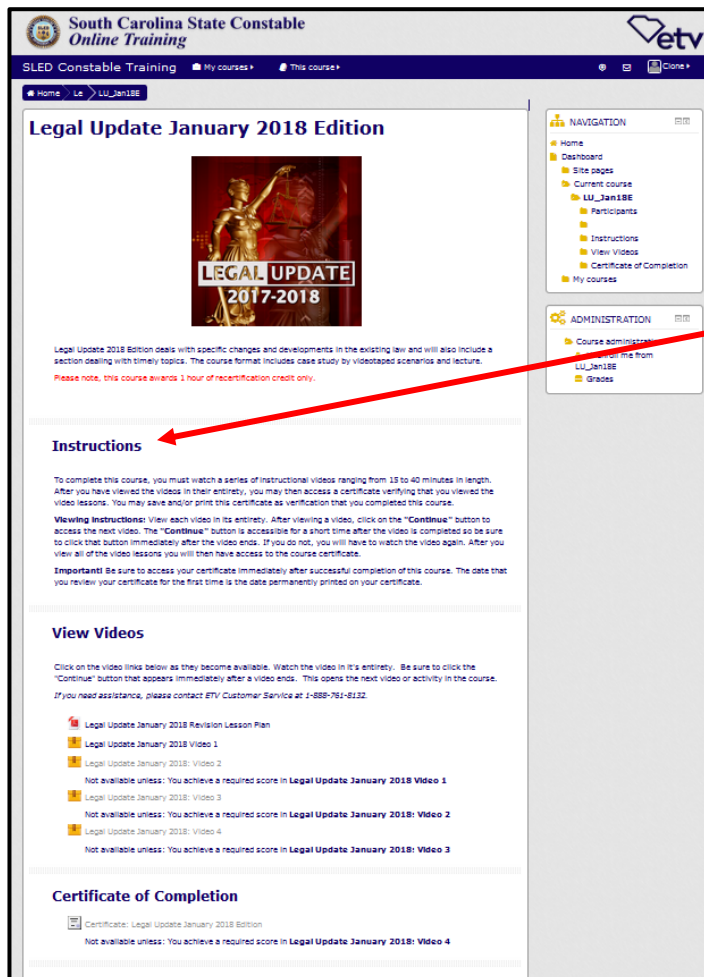
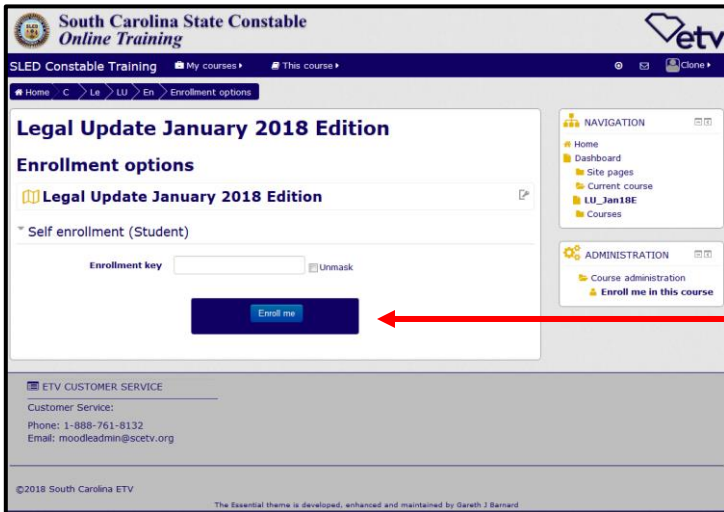
Click on the name of the training course you want to take.

Each individual course requires you to use an Enrollment Key Code to enroll in that course the first time you access it. You then remain enrolled in that course.

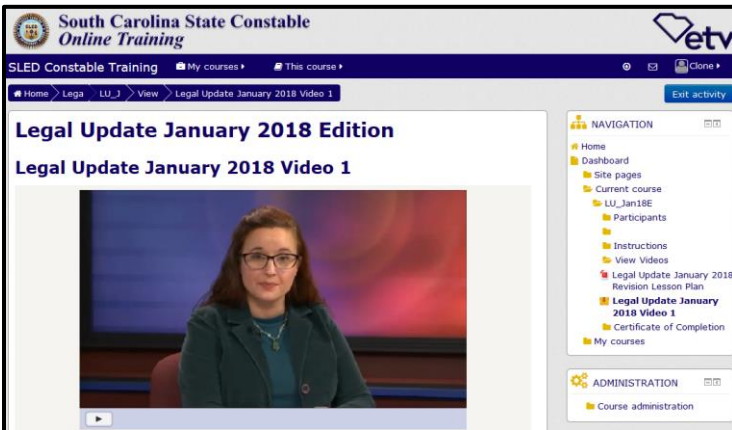
Enrollment Key Codes are **case sensitive**. Enter the code in all capital letters in the space provided and click **“Enroll me”**

To locate an Enrollment Key Code for a course, refer to the list in the notification email sent to you by SLED, refer to the SLED newsletter or call 1-888-761-8132 for assistance.

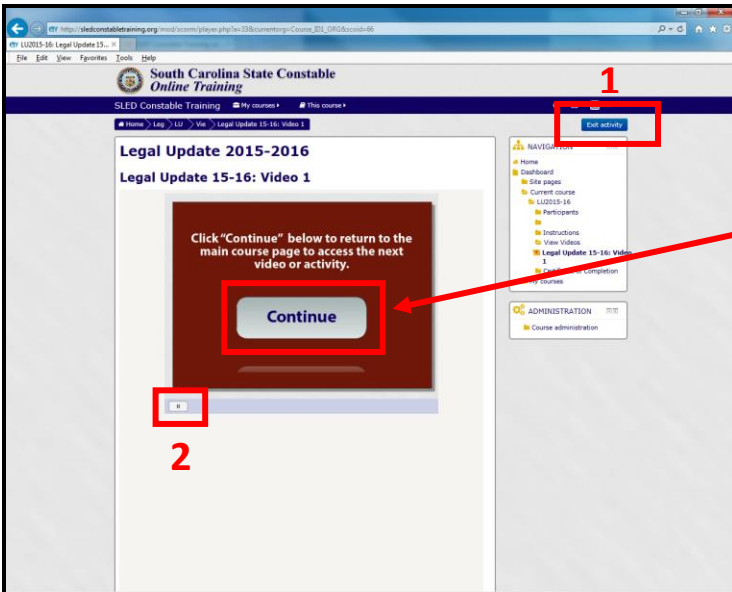
If you are already enrolled in a course and need to enroll in another, Login and go to **“My Courses”** on the navigation bar and click on the link for *Online Training Resources* for a list of the key codes.



You are now enrolled and may begin your recertification course. Please read the **instructions** on the course page for information on completing the course.



Video run times are between 5 and 30 minutes.



In order to open the next course video or activity, you must click the **CONTINUE** button that becomes available for 1 minute after the video is over. This button opens access to the next course video or activity in order for you to continue. **You have 1 minute to click the button.** If you do not click the continue button within that time, you must watch that video segment again for the **CONTINUE** button to reappear.

- **1:** You may exit the video at any time by clicking the **"Exit Activity"** button at the upper right of the page. Pause the video if it is still playing and then click "Exit Activity"
- **2:** You can stop and re-start the video anytime by clicking the pause button at the bottom of the video player.
- **Be sure to review and/or print your certificate immediately after you view all course videos and have access to a certificate. This ensures the correct date is "stamped" on your certificate.**
- You do not have to watch all of the videos at one time. Once you view and open a video it remains unlocked.

If you have trouble viewing a video, try the following:

- Do NOT use FireFox to view the videos. Use Microsoft Internet Explorer or Google Chrome for better performance.
- Log out and go to your internet browser and clear/delete the history and cookies by doing the following:
 - In **Internet Explorer** on the status bar at the top, click on Tools, Internet Options, on the General tab, delete Browser History, and click on OK.
 - In **FireFox** click on Tools, Clear recent History. This clears the cookies out of the computer cache.
 - Also under Tools, Internet Options under Browsing History click on Settings and make sure the cache is set to at least 250.
- Shut down the computer, reboot it and log back in.
- Try viewing the videos at a different location altogether.
- If this fails, call your IT person and have them add <http://sledconstabletraining.org/> to the allowed list on their web filter.
- Check your available bandwidth.
- If you continue to experience problems playing the videos contact: **ETV Customer Service at 1-888-761-8132** and we'll try to assist you.